

Century Analytics



Century Analytics is a web-based Business Intelligence tool designed to help organizations better understand their data.

This easy-to-use browser based tool allows users in a few clicks to pivot and drill-down through their sales and product data and quickly visualize trends, exceptions and patterns. It is an invaluable aid to identify opportunities to increase revenues and profitability.

Century Analytics provides users with preconfigured "views" of their data which allows them to:

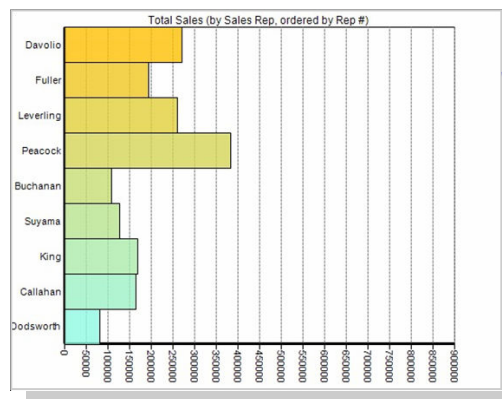
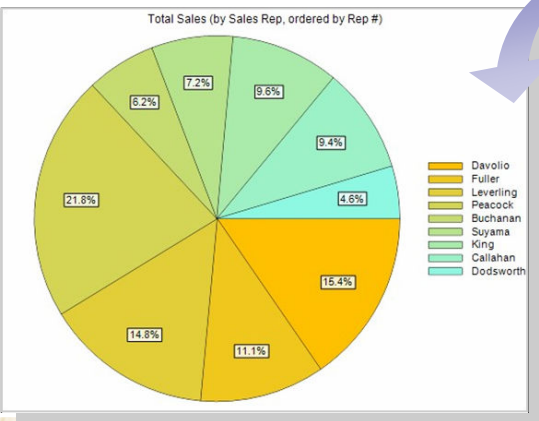
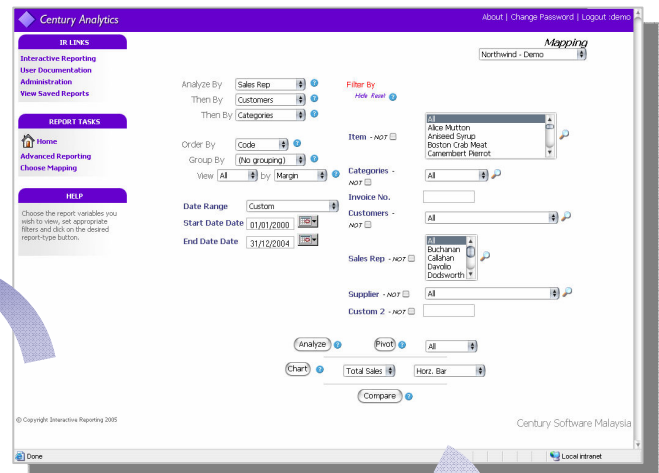
- **Analyse** by Item, Category, Department, Day, Week, Month, Quarter, Year, Sales Representative, Location, Region, Supplier, Brand or any other custom data;
- **Compare** data between different periods and understand factors that are shaping the operation performance and profitability;
- **Easily produce** illustrative charts and graphs. Analyzing data has never been so easy! You can now do in seconds what requires hours using traditional tools and methods.

Century Analytics integrates out-of-the-box with the following data sources:

- ✓ Microsoft SQL Server
- ✓ Oracle
- ✓ Informix
- ✓ Microsoft Access
- ✓ Microsoft Excel
- ✓ DB2



Using the leading-edge data abstraction and mapping technology, plug-in to data from finance, CRM and other applications is a breeze.



Caring Credible Committed

Century Software (M) Sdn. Bhd. (Co. No. 445590-U)
Suite 3A-17, Level 17, Block 3A, Plaza Sentral, Jalan Stesen Sentral 5,
Kuala Lumpur Sentral, 50470 Kuala Lumpur

Phone: +603-22634000 Fax: +603-22634100 Url: www.centurysoftware.com.my